





first in art education since 1901

2006 - 2007

New York City Approved Products Catalog



New York City

Approved Products Catalog

Funding Options
Include:

- NYSTL
- Project Arts
- OTPS
- Teacher's Choice

Vendor #: DAV135

Contract #: 70-001-39



Dear New York City Educator, Welcome to Davis!

first in art education since 1901



For over 100 years, Davis Publications, Inc. has had an unwavering commitment to helping improve and raise academic awareness as it relates to art education. At Davis, we believe that art education is an integral part of our students, overall academic development. We are very proud of the fact that Davis Publications is the only educational publisher dedicated only to the visual arts in all of their forms.

As we enter the 2006 – 2007 school year, be assured that Davis Publications will continue to provide you with the very best materials to implement the Department of Education Blue Print for Art. You can expect material of the highest quality and products that are on the cutting edge of art education.

As former New York City educators with over 40 years of experience, we are here to assist you with any and all of your art education needs.



Please feel free to contact us at:
(718) 796-9766 or (646) 319-5007.

Sincerely,
Wellington Sawyer
Lydia T. Gonzalez

Table of Contents

Early Childhood / Elementary 1-7

Adventures in Art	1-3
Art to the Core	4
Connections in Art	5
Thinking with a Line	6-7
Studio Activities	22-25

Middle School 8-9

Art and the Human Experience	8-9
Exploring Visual Design	10-11
DAVIS STUDIO SERIES	18-21
Drawing Assessment Program	19
Studio Activities	22-25

High School 12-21

Exploring Visual Design	10-11
The Visual Experience	12-14
Discovering Art History	15-17
DAVIS STUDIO SERIES	18-21
Discovering Drawing	18
Drawing Assessment Program	19
Experience Clay	20
Ceramic Innovations Timeline	20
Exploring Painting	21
Beginning Sculpture	21
Studio Activities	22-25

Studio Activities K-12 22-25

Multimedia 26

Videos/DVDs	26
-----------------------	----

Multicultural 27

Professional Development 28-29

Art Education in Practice Series	28-29
--	-------

Resource & Reference Materials 30-32

Order Information & Order Form 33

Sales Representatives above



Davis Publications
50 Portland Street,
Worcester, MA 01608
tel 800-533-2847
fax 508-753-3834
www.davisart.com

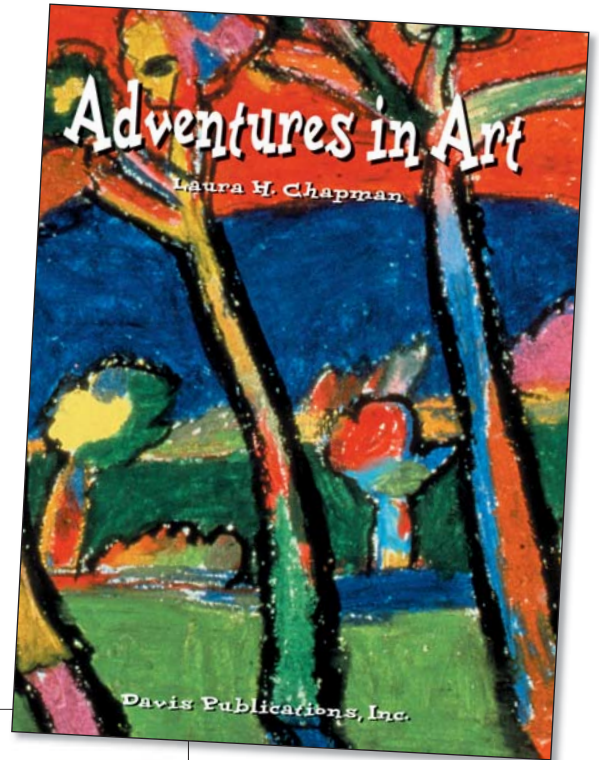
Adventures in Art

By Laura Chapman

Child-centered and developmentally appropriate

Adventures in Art is a comprehensive “learn-by-doing” classroom resource that develops key art skills across the curriculum and includes authentic, inspired studios in each lesson.

- Introduces art sequentially and in increasingly greater depth
- Promotes language development and sensory awareness
- Inspires confidence, self-awareness, and self-expression
- Age-appropriate and visually appealing
- Incorporates art appreciation, history, criticism, and production



Step-by-step studio activities in a variety of forms and media

22 Small Creatures Making a Relief Print

Some artists make **prints** by carving a design in a block of wood. They put ink on the wood and press paper on the ink. The design on the block of wood can be printed again and again. The print of the insect in picture A was made in this way.

You can make prints from a block of clay. Make a thick, smooth block. Draw an insect on the smooth clay. Use a paper clip to carve into the clay. The lines and shapes must be wide and deep. Follow the steps in pictures B and D.

A **54** Unit 2 How Artists Work

B

C **55**

A student made this print of a grasshopper. He signed his print as artists do. He gave his print a title. The print has two numbers. The 1 tells you this was the first print he made. The 3 tells you he made three prints like this one.

D

1. Brush paint or printing ink on the flat parts of the block.
2. Put paper over the block. Rub the back of the paper.
3. Carefully lift the paper. Let your print dry.

Includes samples of student artwork.

Adventures in Art PROGRAM

Includes 30 Student Books, a Teacher's Edition, Assessment Masters, Studio Masters, Vocabulary Cards, Artist Cards, Overhead Transparencies, Large Reproductions, Slides, Safety & Technical Posters.

Adventures in Art KIT

Includes all of the items in the Adventures in Art PROGRAM above, but only 1 Student Book.

Approved for NYSTL
Approved other than NYSTL

Grade	1	2	3	4	5	6	PRICE PER UNIT
Complete PROGRAM	01-87-1924-69-2	01-87-1924-70-6	01-87-1924-71-4	01-87-1924-72-2	01-87-1924-73-0	01-87-1924-74-9	\$ 1,343.70
KIT	01-87-1929-53-8	01-87-1924-54-4	01-87-1924-55-2	01-87-1924-56-0	01-87-1924-57-9	01-87-1924-58-7	\$ 607.23

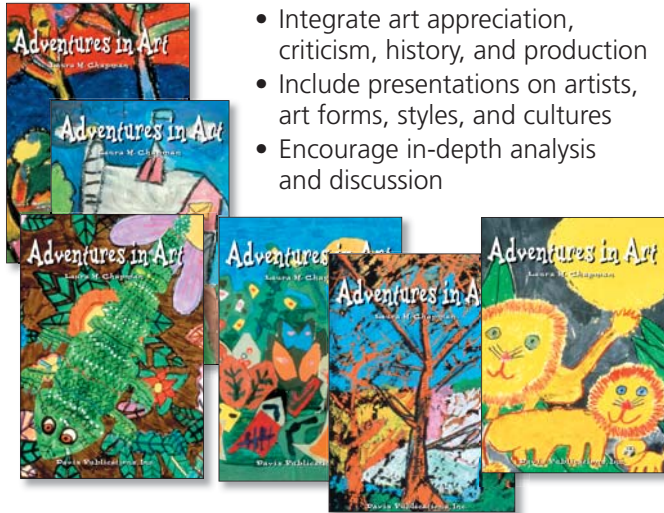
The Adventures in Art KIT includes all of the items in the Adventures in Art PROGRAM but ONLY 1 Student Book.

continued on next page

Adventures in Art


By Laura Chapman

Student Books



- Integrate art appreciation, criticism, history, and production
- Include presentations on artists, art forms, styles, and cultures
- Encourage in-depth analysis and discussion

Teacher's Guide



- At-a-glance format
- Literature links for every lesson
- Cross-curricular and multicultural connections
- Assessment options

- Approved for NYSTL
- ▼ Approved other than NYSTL


Big Books for Grades 1 and 2



Entire student book in oversized format (34" x 22") with self-standing easel


Ideal for shared reading

Artist Cards



- 20 (6" x 9") cards per level
- Portrait or photograph of each artist with age-appropriate biographies
- Text in English & Spanish

Vocabulary Cards



- 30 (6" x 9") cards per level
- Include questioning strategies and corresponding art vocabulary on reverse side.
- Black Line Masters in English & Spanish

Grade	1	2	3	4	5	6	PRICE PER UNIT
■ Student Books	01-87-1922-51-7	01-87-1922-52-5	01-87-1922-53-3	01-87-1922-54-1	01-87-1922-55-X	01-87-1922-56-8	\$ 30.45
▼ Teacher's Guide	01-87-1923-23-8	01-87-1923-24-6	01-87-1923-25-4	01-87-1923-26-2	01-87-1923-27-0	01-87-1923-28-9	\$ 53.95
▼ Big Books	01-87-1922-63-0	01-87-1922-64-9	◀ For grades 1 and 2 only				\$ 324.95
▼ Artist Cards	01-87-1923-69-6	01-87-1923-70-X	01-87-1923-71-8	01-87-1923-72-6	01-87-1923-73-4	01-87-1923-74-2	\$ 24.79
▼ Vocabulary Cards	01-87-1923-49-1	01-87-1923-50-5	01-87-1923-51-3	01-87-1923-52-1	01-87-1923-53-X	01-87-1923-54-8	\$ 24.79

Adventures in Art for the Kindergarten Classroom

By Cynthia Colbert and Martha Taunton

Complete Program includes comprehensive Teacher's Guide, 20 Large Reproductions, 2 double-sided (18" x 24") instructional posters, and 52 fine art cards (5" x 7") for hands-on compare and contrast activities.

▼ Complete PROGRAM 01-87-1924-50-1 \$ 280.75




Support that inspires young artists

Large Reproductions



- For whole class or small group instruction
- 2 Sets of 24 full-color fine art prints (for grades 1–3 & 4–6)
- Highlight a variety of artists, styles, periods, and media
- Include supplemental lesson and activity outlines

Slide Sets




- 30 Slides per level
- Highlight major art forms, historical periods, and cultural trends
- Point-of-use correlations in the Teacher's Edition

Overhead Transparencies



- Full-color images (3 sets of 24 each for grades 1–2, 3–4, & 5–6)
- Instructional overlays for interactive learning and group discussion
- Include supplemental lesson and activity outlines

Visit davisart.com to view a complete list of images available.




Assessment Masters

- 24 blackline masters per level
- Include pre-assessment and post-lesson evaluations

Studio Masters

- 18 blackline masters per level
- Step-by-step instructions for studio activities

CD-ROM Library for Grades 1-6



Specially designed for the elementary classroom.

- Guided lessons for independent study
 - Point-of-use correlations in the Teacher's Edition
 - Covers 4 key topic areas: Color, Elements of Art, Artists at Work, and Art Adventure
 - Narration in English & Spanish
- All CDs are Mac/PC compatible.

▼ Color	01-87-1927-82-6	\$ 71.95
▼ Elements of Art	01-87-1927-82-8	\$ 71.95
▼ Artists at Work	01-87-1927-83-0	\$ 71.95
▼ Art Adventure	01-87-1927-83-2	\$ 71.95

Safety & Technique Posters



- 10 (18" x 24") Posters
- Highlight art safety, the elements and principles of design, and basic studio techniques

■ Approved for NYSTL
▼ Approved other than NYSTL

Grade	1	2	3	4	5	6	PRICE PER UNIT
■ Large Reproductions (Set of 24)	01-87-1922-65-7 (grades 1-3)			01-87-1922-66-5 (grades 4-6)			\$205.15
▼ Overhead Transparencies (Set of 24)	01-87-1922-67-3 (grades 1 & 2)		01-87-1922-68-1 (grades 3 & 4)		01-87-1922-69-X (grades 5 & 6)		\$ 83.11
■ Slides (Set of 30)	01-87-1926-16-4	01-87-1926-26-1		01-87-1927-16-0	01-87-1926-36-9		\$ 70.75
			01-87-1929-16-3			01-87-1927-17-9	\$ 80.46
▼ Assessment Masters (Set of 24)	01-87-1923-35-1	01-87-1923-36-X	01-87-1923-37-8	01-87-1923-38-6	01-87-1923-39-4	01-87-1929-40-6	\$ 21.55
▼ Studio Masters (Set of 18)	01-87-1923-64-5	01-87-1923-65-3	01-87-1923-66-1	01-87-1923-67-X	01-87-1923-68-8	01-87-1923-75-0	\$ 21.55
▼ Safety & Technique Posters	01-87-1923-41-6 (grades 1 & 2)		01-87-1923-42-4 (grades 3 & 4)		01-87-1923-43-2 (grades 5 & 6)		\$ 61.51

Art to the Core

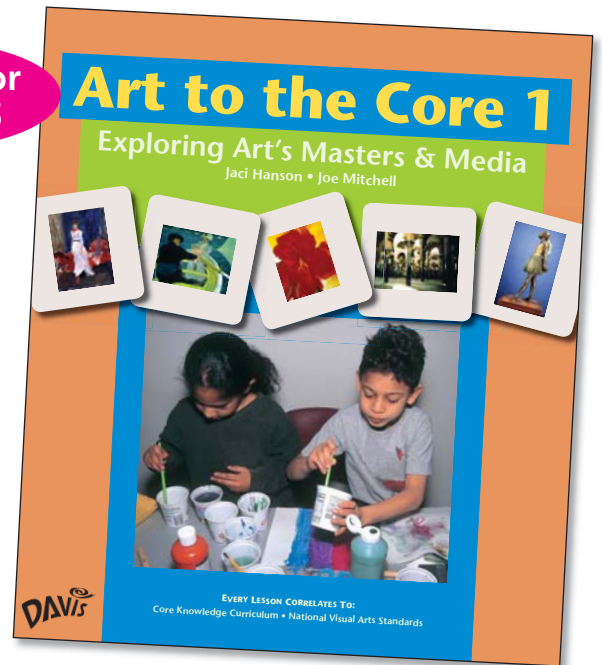
By Jaci Hanson and Joe Mitchell

Available for
Grades 1-5

Pick-up-and-teach lessons ensure art literacy for all students

Art to the Core is a supplemental program that introduces students to master artists and their contributions to art history.

- Engages students with studios tied to each work of art
- Develops art vocabulary and skills
- Works within your existing curriculum



Lesson Plans

- 18 Lessons per level, each focusing on a different art masterpiece
- Each lesson is printed on durable, laminated paper, perfect for easy reference while teaching.
- Each lesson includes: learning, looking, and talking about the art work; a hands-on studio activity; an assessment master with practice in reading and writing about art; and a vocabulary master with stimulating word games.

Assessment Masters


- 18 Assessment Masters for each grade level
- Review key concepts and vocabulary

Vocabulary Masters

- 18 Vocabulary Masters for each grade level
- Reinforce and extend vocabulary development

Fine Art Slides

- Ideal for whole class or small group instruction
- 20 Slides of art and architecture for each grade level
- Feature a wide array of artists, styles, media, and time periods



■ Approved for NYSTL
▼ Approved other than NYSTL

Complete PROGRAM

Grade	1	2	3	4	5	PRICE PER UNIT
■	01-87-1925-94-X	01-87-1925-95-8	01-87-1925-86-9	01-87-1925-96-6	01-87-1925-97-4	\$ 161.95


Connections in Art

By Cynthia Colbert and Rebecca Brooks

Your art link to learning across the curriculum

An interdisciplinary art program that promotes critical and creative thinking skills. Studios incorporate a full range of media and techniques, and Large Reproductions explore the elements and principles of design.

Available for Grades K-5




Teacher's Guide

Lesson Plans

Grades 1-5 include 36 lessons each:


- 8 link to Language Arts
- 8 link to Social Studies
- 8 link to Mathematics
- 8 link to Science
- 4 link to Music, Drama, and Dance
- Interdisciplinary teaching strategies
- Scope and sequence, glossaries, and bibliographies

Kindergarten includes 18 lessons.



Lessons are correlated to:

- National Visual Arts Standards
- IRA/NCTE Standards for English/Language Arts
- NCSS Social Studies Standards
- NCTM Mathematics Standards
- NSTA Science Standards



Large Reproductions

Grades 1-5: Set of 18 for each grade level.

Kindergarten: Set of 9 prints.

All sets include:

- Background on the art and artist
- Related art facts
- Questions to explore the elements and principles of design

Connect Learning with Large Reproductions



Large Reproductions with Free Teacher's Guide

Grade	1	2	3	4	5	PRICE PER UNIT
■	01-87-1924-14-5	01-87-1924-22-6	01-87-1924-30-7	01-87-1924-38-2	01-87-192446-3	\$ 135.00
■	Kindergarten	01-87-1925-45-1	\$ 137.00			

While Supplies Last!

Thinking with a Line


A Learn-by-Doing Program

By Cathy Weisman Topal

Unique, engaging studio activities with step-by-step support

Classroom-tested techniques for using the basic element of line as a construction tool. This innovative approach uses simple, readily available materials to increase visual learning, motor skills, language development, and critical thinking. Interactive CD-ROM includes all the lessons and short videos of the author modeling the lessons in the classroom. Provides structure for special needs students and the opportunity to go beyond the basic lesson for the gifted and talented.

■ Teacher's Guide with Interactive CD-ROM 01-87-1926-91-1 \$ 48.55



GRADES PreK-8

Children, Clay and Sculpture

By Cathy Weisman Topal

A collection of teaching strategies that explains traditional hand building techniques for teaching children how to use clay. Includes strategies for group activities; large line drawings, photos, and examples of striking photographs of sculptures from many cultures; practical suggestions for evaluating student work. 122 pages

■ 01-87-1921-45-6 \$ 26.95

Children and Painting


By Cathy Weisman Topal

Everything you need to teach basic painting concepts and techniques, complete with step-by-step instructions to help students develop visual awareness using positive feedback. Includes warm-up exercises for over 40 activities. 168 Pages


■ 01-87-1922-41-X \$ 32.35

■ Approved for NYSTL
▼ Approved other than NYSTL

NEW!



GRADES PreK-6



GRADES PreK-5

Beautiful Stuff!


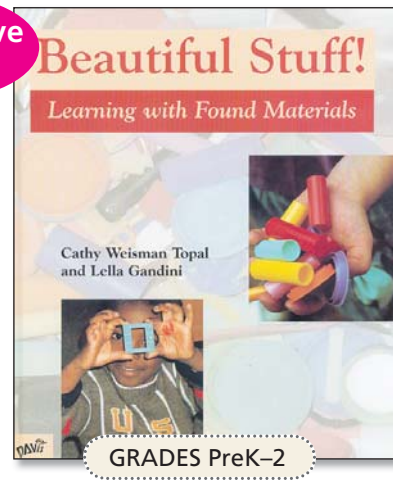
Learning with Found Materials

By Cathy Weisman Topal and Lella Gandini

Help nurture children's creativity through experimentation, reflection, and exploration of new approaches to children's discovery. This indispensable resource for young children includes activities and strategies for collecting, sorting, and categorizing found materials. 168 pages

■ 01-87-1923-88-2 \$ 25.87

A must-have resource!



The Great Clay Adventure

Creative Handbuilding for Young Artists

By Ellen Kong

This complete clay resource includes objectives, interdisciplinary links, enrichment tips, and evaluation criteria, as well as step-by-step project directions and a list of suitable clays. The book begins with the basic methods of pinch, coil, and slab building, all the skills and concepts necessary for a solid foundation of experience with clay. 134 pages



■ 01-87-1923-89-0 \$ 26.95

Handmade Prints

By Anne Desmet and Jim Anderson

Easy to follow for the beginner, this comprehensive text outlines projects that can be accomplished at many levels of expertise. Your students will learn how to make unusual, inventive handmade prints that they can display at school or at home. 144 pages

■ 01-87-1925-46-X \$ 28.03



You Can Weave!

Projects for Young Weavers

By Kathleen Monaghan and Hermon Joyner

Now it's easier than ever to introduce weaving to your students using readily available materials. This illustrated, step-by-step resource shows how to build a foundation of weaving knowledge and skills. 96 pages

■ 01-87-1924-93-5 \$ 26.95

Art and the Human Experience

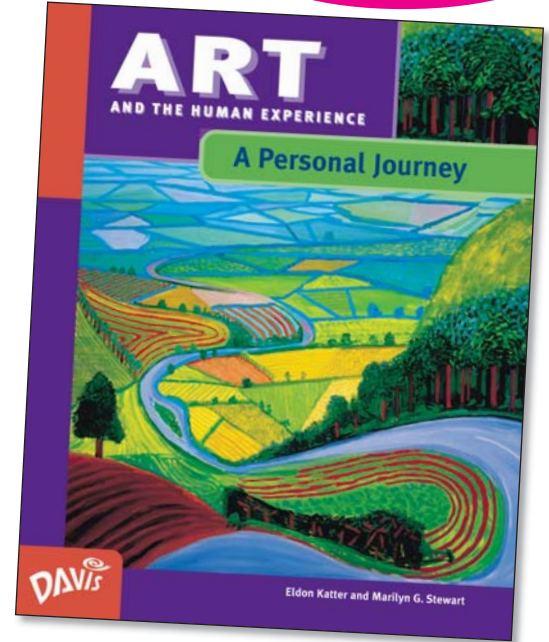
Theme- and Inquiry-Based Learning

A Personal Journey

By Eldon Katter and Marilyn G. Stewart

Help students express themselves and explore their place in the world through art

This program has been designed to meet the unique needs and interests of the middle school student. Developed on the premise that art is inescapably linked to being human, this series demonstrates that art is and always has been a way for people across time and cultures to express their ideas. Authentic studios provide opportunities for expression through a variety of forms and media while reinforcing the elements and principles of design. Features dazzling images, including more women artists, contemporary and multi-cultural images, and examples of student artwork than any other middle school program.




Art and the Human Experience PROGRAM

Includes 30 Student Books, a Teacher's Edition, a Teacher's Resource Binder, a Set of Slides, and Large Reproductions, Overhead Transparencies, a Student Gallery CD, an e-Gallery CD, and 3 Art Career Videos.

Art and the Human Experience KIT

Includes all of the items in the Art and the Human Experience PROGRAM but only one Student Book.

	A Personal Journey	A Community Connection	A Global Pursuit
■ Complete PROGRAM	01-87-1925-89-3 \$ 1837.35	01-87-1925-53-2 \$ 2224.48	01-87-1925-51-6 \$ 2224.48
▼ KIT	01-87-1925-90-7 \$ 775.30	01-87-1925-54-0 \$ 885.17	01-87-1925-52-4 \$ 885.17




Student Books

- Focus on basic skills and techniques, art forms, and media
- Feature vibrant maps and timelines
- Include authentic, engaging studio activities
- Feature a wealth of fine art images
- Include English and Spanish glossaries

Teacher's Edition

Designed to complement any teaching style and meet any instructional need

- Features an easy-to-use 3-step lesson plan
- Includes graphic organizers
- Comes with a variety of assessment options
- Provides a variety of learning and cultural connections



Teacher's Resource Binder

- Chapter support and community connections
- Vocabulary, studio, and assessment masters
- Maps, timelines, and diagrams
- Available in print or CD-ROM

	A Personal Journey	A Community Connection	A Global Pursuit
■ Student Book	01-87-1925-58-3 \$ 44.50	01-87-1924-91-9 \$ 52.87	01-87-1924-89-7 \$ 52.87
▼ Teacher's Edition	01-87-1925-59-1 \$ 52.95	01-87-1924-92-7 \$ 63.67	01-87-1924-90-0 \$ 63.67
▼ Teacher's Resource Binder	01-87-1925-60-5 \$ 123.50	01-87-1924-96-X \$ 130.15	01-87-1924-95-1 \$ 130.15
▼ Teacher's Resource Binder & CD-ROM	01-87-1927-00-4 \$ 130.14	01-87-1926-99-7 \$ 130.14	01-87-1926-98-9 \$ 130.14


Large Reproductions

Includes 18 laminated (18" x 24") fine art prints (2 per theme) with information on the art and artists on the reverse side.



Overhead Transparencies

Includes instructional overlays for interactive learning and group discussion. Point-of-use correlations are available in the Teacher's Edition.



Slide Sets

Ten correlated slide sets (72 slides total) per theme that highlight a variety of artwork, artists, styles, periods, cultures, and media. Point-of-use correlations are available in the Teacher's Edition.





Student Gallery CD-ROM

Features 250+ samples of student art, images to support the studio lessons, and the ability to search by media or lesson.

Davis e-Gallery CD-ROM

Includes images of fine art, architecture, and scenes from everyday life. Correlated images (220) supplement the visuals in each chapter.



For classroom use or career counseling

Art Careers Videos

Series of six videos explores art-related occupations with 9 ten-minute interviews per level, 3 interviews per tape.

- Approved for NYSTL
- ▼ Approved other than NYSTL

	A Personal Journey		A Community Connection		A Global Pursuit	
▼ Large Reproductions	01-87-1925-61-3	\$ 143.95	01-87-1924-98-6	\$ 143.95	01-87-1924-97-8	\$ 143.95
▼ Overhead Transparencies	01-87-1925-62-1	\$ 54.50	01-87-1925-00-1	\$ 56.70	01-87-1924-99-4	\$ 56.70
▼ Slides (Set of 72)	01-87-1925-65-6	\$ 202.00	01-87-1925-16-8	\$ 202.00	01-87-1925-15-X	\$ 202.00
▼ Student Gallery CD-ROM	01-87-1925-63-X	\$ 31.95	01-87-1925-04-4	\$ 32.35	01-87-1925-02-8	\$ 32.35
▼ Davis e-Gallery CD-ROM	01-87-1925-64-8	\$ 41.95	01-87-1925-03-6	\$ 43.15	01-87-1925-01-X	\$ 43.15
▼ Art Careers Videos	See page 26 for additional information					

Exploring Visual Design

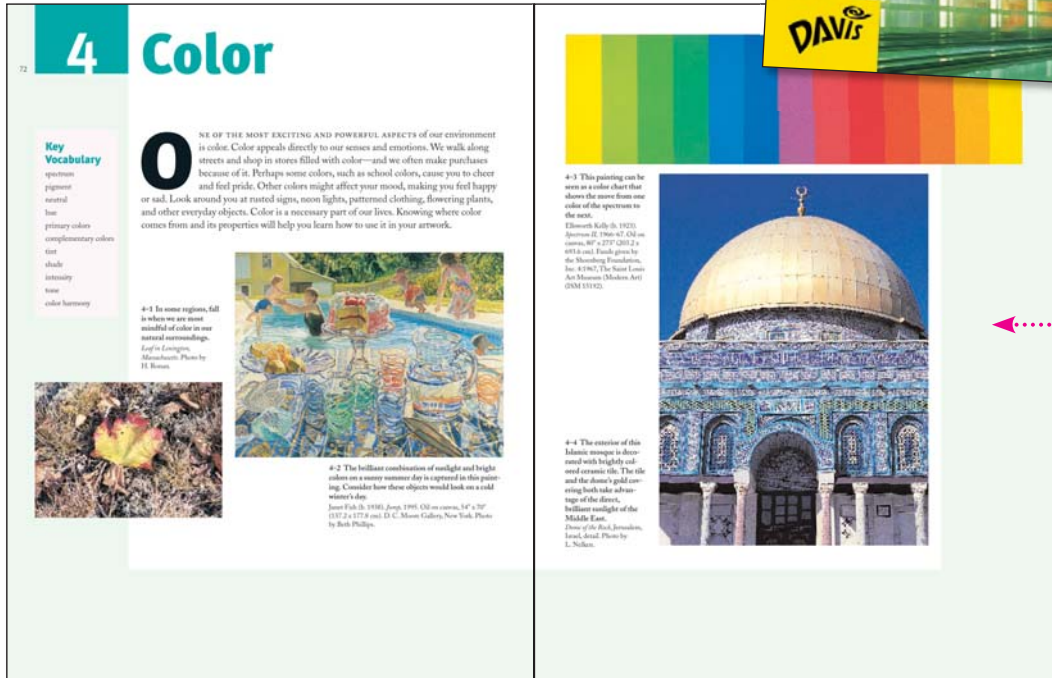
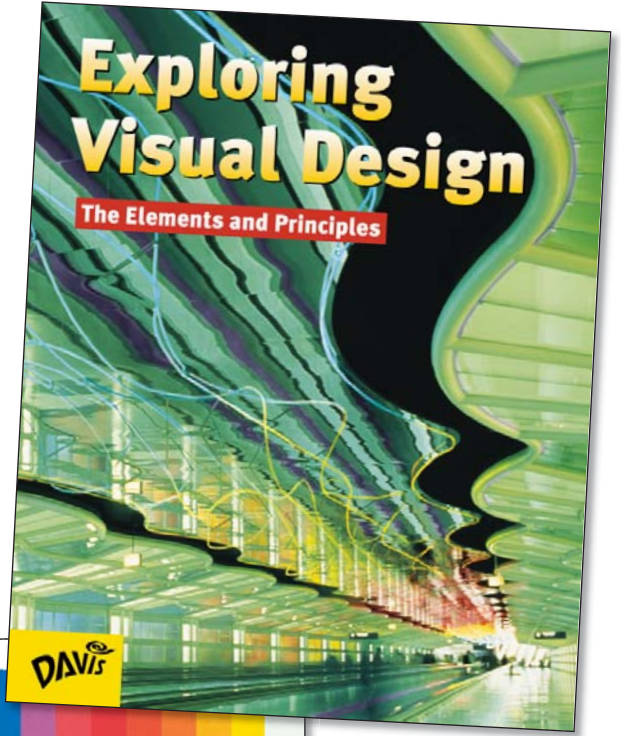
The Elements and Principles

6 Elements
+ 6 Principles
= 12 Chapters

By Joseph A. Gatto, Albert W. Porter, and Jack Selleck

A dynamic introduction to the building blocks of art

Each of 12 chapters focuses on a different element or principle of design, including line, shape and form, value, color, space, texture, balance, unity, contrast, emphasis, pattern, and movement and rhythm. Through this study, students learn how diverse cultures and times have used a common visual language to express their own unique perspectives. Studio opportunities help students find their own voice as they become increasingly fluent in this universal language.




Each chapter focuses on one of the twelve elements and principles of design. Key vocabulary and a variety of images stimulate discussion and get students thinking about their visual world.

The Complete PROGRAM

Includes 30 Student Books, Teacher's Edition, Studio Resource Binder, Assessment Masters, a complete set of Slides, and Large Reproductions.

■ Exploring Visual Design PROGRAM 01-87-1924-79-X \$ 1,655.64

Student Book



- Each chapter is devoted to a single element or principle of design
- Features images of fine art, architecture, and nature
- Includes in-depth artist profiles and interviews
- Offers studio activities that promote collaboration and self-expression

Large Reproductions



Includes two sets of 12 reproductions each (2 per chapter) and a companion guide with design analysis, contextual information, and studio activities.



Teacher's Edition

Correlated to the National Visual Arts Standards, including at-a-glance Lesson Plans with full-size annotated student pages, chapter organizers, and a built-in professional handbook and resource guide.

Slide Sets




12 sets available, one for each chapter, each containing 6 slides and correlated to a specific element or design principle. Companion guide includes an introductory essay about the element or principle, information about each slide, and support activities.

Studio Resource Binder



Features 60 additional studio options: 5 for each design element or principle; 2 basic, 2 intermediate, and 1 advanced option per chapter as well as full-length interviews with professional artists from a range of occupations.

Assessment Masters



Includes one set for each element and principle of design, with studio rubrics for self-assessment and teacher and peer review.

- Approved for NYSTL
- ▼ Approved other than NYSTL

■ Student Book	01-87-1923-79-3	\$ 39.91
▼ Teacher's Edition	01-87-1923-80-7	\$ 52.87
▼ Large Reproductions Elements of Design (Set of 12)	01-87-1923-81-5	\$ 105.30
▼ Large Reproductions Principles of Design (Set of 12)	01-87-1924-66-8	\$ 105.30
▼ Studio Resource Binder	01-87-1923-82-3	\$ 75.55
▼ Slides (Set of 72)	01-87-1923-83-1	\$ 248.35
▼ Assessment Masters	01-87-1925-91-5	\$ 10.75

The Visual Experience

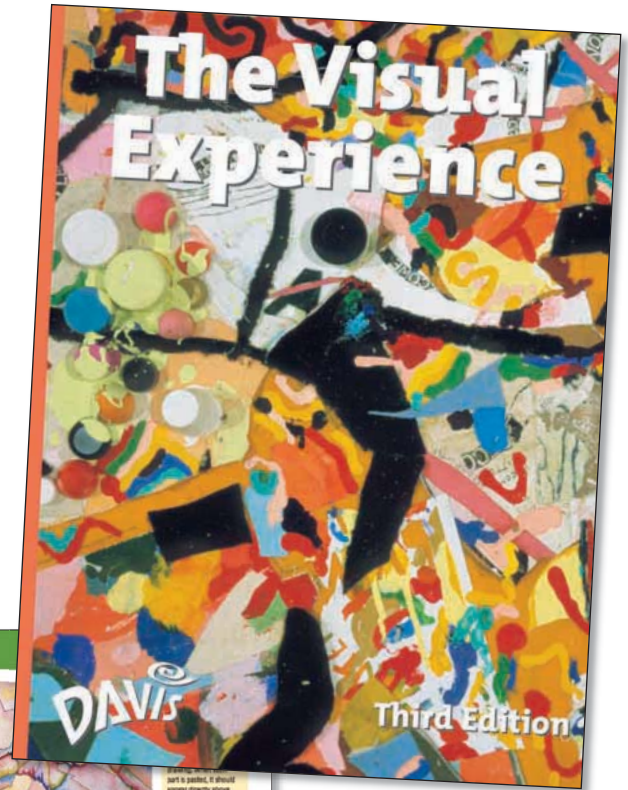
Third Edition

Revised and Updated!

By Jack Hobbs, Richard Salome, and Ken Vieth

The complete contemporary visual arts program that encourages research, analysis, and problem solving

The leading art appreciation program in the country, this series features more images of student artwork, women artists, and contemporary and multicultural art than any comparable high school program. The new third edition includes 45 all-new studio activities from Ken Vieth and features a dynamic set of ancillary materials, including step-by-step support for art criticism, history, aesthetics, and artmaking.



9.10 Studio Experience by Ken Vieth

Technique Tip
Draw while looking at the subject and stop when looking down at the paper. The pencil can be placed at any angle, but it should only be moved when your eyes are on the model.

Write About It!
Study the line and shapes in your drawing. How did your watercolor wash change the way you see your image? How did it help unify it? Look at the balancing of media, density, line, shape, and color. Did it work the way you thought it would? What unexpected additions did you find?

9-47 Student work, Allison Woodrich, watercolor, 10" x 10" x 1/2" x 431 cm

Figure Study in Watercolor Wash
Use a watercolor wash on a contour drawing of a human figure to show how the wash technique can be used to create both rich mixed color applications and subtle colors.

Before You Begin
Understand that a contour line is not limited to the edge of a given form. Practice making a series of contour line drawings of the human form, using your classmates as rotating models.

You Will Need
• vellum or watercolor paper
• assorted watercolors
• pencil
• watercolor brushes

Create It
1 Start by taking 10 to 15 minutes to sketch a series of figures, using your classmates as rotating models. Then sketch for about 20 minutes to create a large contour drawing of the human figure using a modified contour line.
2 Fragment, grid, or divide the drawing in such a way as to create a more visually interesting image using either linear or spiral lines. Experiment to increase the number of pre-existing shapes inside and outside of the human form. Imagine how this will work when color is applied.
3 Apply watercolor washes by mixing colors. Change the color density within the image. Use denser applications to create a richer color and less to make a more transparent wash.

Evaluate It
• How did you divide your image to help focus the viewer and create a stronger composition?
• Where do you find the effects of color mixing and changes in density in your work?
• What aspect of your image do you feel is most visually striking?

9-48 Student work, Chiu Chen Yin, watercolor, 34" x 10" (86.3 x 43.1 cm)

9-49 Student work, Sierra Antares, watercolor, 34" x 10" (86.3 x 43.1 cm)

Art History
Studio Background
Winslow Homer was responsible for advancing watercolor beyond its traditional use for sketching to a respected position as a painting medium. The Admonack Guide shows the artist's versatility in the use of both the looser washes of the background and the more mixed handling of the figure and boat. Homer had several techniques for creating light areas besides the traditional method of reserving areas of white in the composition. He sometimes would wipe a color to lighten it, and on occasion would scrape away paint with a knife. The artist is truly one of the great watercolorists. His words: "You will see, in the future I will live by my watercolors indicate that he himself understood his unparalleled mastery of the medium."

9-50 When painting with watercolor, an artist works from light to dark. The medium cannot be completely controlled, especially with regard to the merging of colors. In an artist's mind, there is a true understanding of the technique. Can you find areas of color in this painting where the merging was not entirely controlled? Winslow Homer, The Admonack Guide, 1894. Oil on Canvas. "Woman of Five Arts, Boston."

9-50 Student work, Ken Vieth, watercolor, 10" x 10" x 1/2" x 431 cm

242 Chapter 9 3-D Media **Chapter 9 3-D Media 243**

45 ALL-NEW studios by Ken Vieth, many modeled on video and DVD.

Ken Vieth includes 6 studio options to reinforce the study of 2-D media: watercolor wash (pictured here), trompe l'oeil in value, color mixing with acrylic paint, creating visual movement through printmaking, balancing positive and negative through stencil printing, and creative photomontage.

The Visual Experience PROGRAM

Includes 30 Student Books, Teacher's Edition, Teacher's Resource Binder, Set of Slides, Overhead Transparencies, and Large Reproductions.

The Visual Experience KIT


Includes all of the items in the Visual Experience PROGRAM but only one Student Book

■ Complete PROGRAM	01-87-1924-78-1	\$ 2,649.62	■ Approved for NYSTL
▼ KIT	01-87-1924-62-5	\$ 1,157.43	▼ Approved other than NYSTL

Student Book

- 45 Studios by Ken Vieth
- Artist Biographies
- Comprehensive Student Handbook
- Step-by-step Art Criticism

Teacher's Resource Package




Available in print or on CD-ROM, this comprehensive resource includes Graphic Organizers, Timelines, and Maps; Studio Support, Vocabulary and Writing About Art; Assessment, Interdisciplinary and Spanish support; Guide to Art and Artists, Careers in Art, Art History, Criticism and Aesthetics.

Provides a variety of teaching options




Large Reproductions

- 26 full-color fine art prints (18" x 24")
- Highlight art forms, historical periods, and cultural events
- Accompanying Teacher's Guide




Overhead Transparencies

- 20 Color transparencies (8 1/2" x 11")
- Reflect diverse cultures, time periods, and media
- Use to augment lesson and assessment activities



Teacher's Edition



Correlated to the National Visual Arts Standards and features a wrap-around format. Clear lesson organization includes a 4-step approach to developing critical skills. A technology focus, Spanish support, and ancillary resources at point of use make this an invaluable asset in the classroom.

■ Student Book	01-87-1929-27-9	\$ 56.11
▼ Teacher's Edition	01-87-1926-40-7	\$ 75.55
▼ Teacher's Resource Package	01-87-1926-33-4	\$ 134.95
▼ Teacher's Resource Package on CD-ROM	01-87-1926-97-0	\$ 134.95
▼ Large Reproductions (Set of 24 with Teacher's Guide)	01-87-1926-57-1	\$ 237.55
▼ Overhead Transparencies (Set of 20)	01-87-1926-39-3	\$ 59.35

The Visual Experience ►
Fine Art Images & Multimedia
on the next page

The Visual Experience

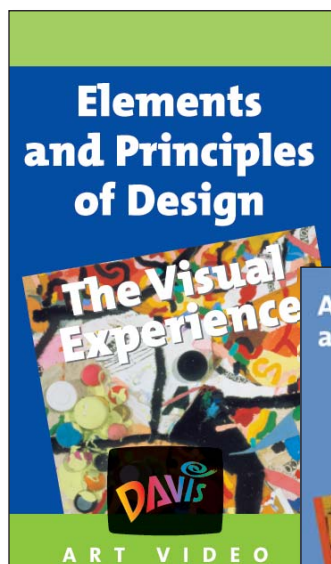
continued from previous page

Slides

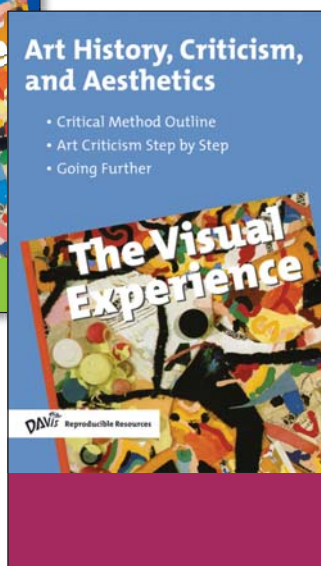
- Vibrant presentations of fine art in a compact format
- Set of 211
- Purchase as a complete set or individually online



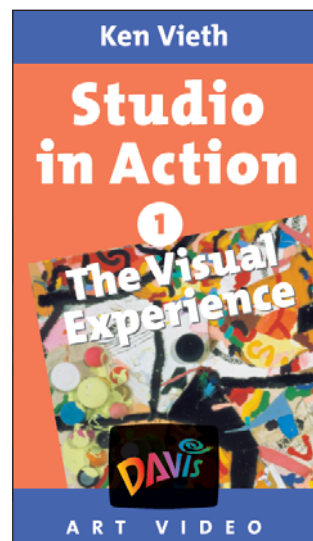
The Visual Experience Video Series



Expose your students to the best in art history, technique, and up-to-date commentary on art and artists. Includes videos on Elements and Principles of Design, Art History and Criticism, and Art Media.



Ken Vieth: Studio in Action



Watch Ken Vieth, a master teacher, teach studio experiences from the text.

- Approved for NYSTL
- ▼ Approved other than NYSTL

▼ Slides (Set of 211)	01-87-1926-44-X	\$ 593.95
▼ Studio in Action Video Set	01-87-1926-61-X	\$ 64.75
▼ Studio in Action DVD	01-87-1926-62-8	\$ 75.55
▼ Elements & Principles Video	01-87-1926-63-6	\$ 43.15
▼ Elements & Principles DVD	01-87-1926-64-4	\$ 43.95
▼ Art History & Criticism Video	01-87-1926-70-9	\$ 43.15
▼ Art History & Criticism DVD	01-87-1926-71-7	\$ 43.15

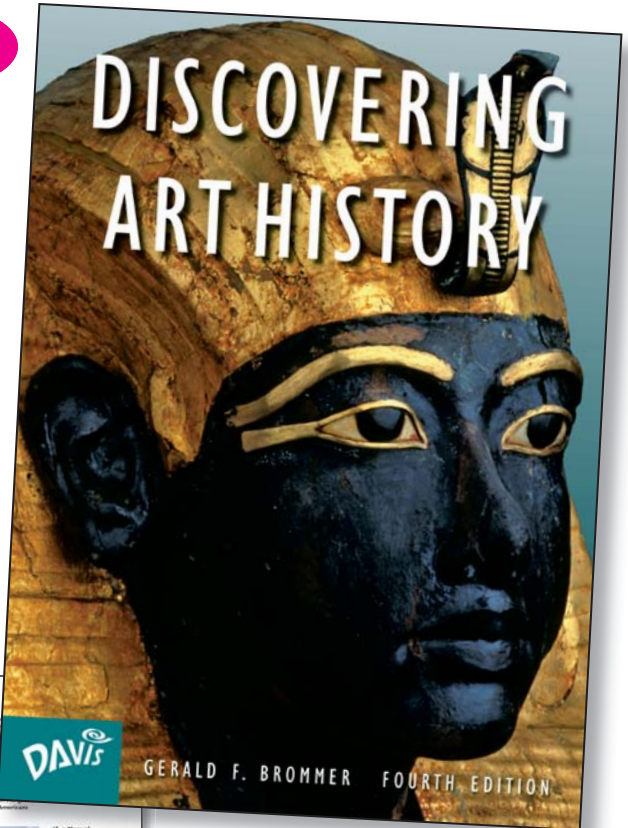
Discovering Art History Fourth Edition

By Gerald F. Brommer

NEW!

Understanding and analyzing how art functions in history, society, and everyday life

This new edition is an in-depth, comprehensive approach to art history showing students how the visual arts serve to shape and reflect ideas, issues, and themes from the time of the first cave paintings to the twenty-first century. The program includes an extensive survey of Western art, studios in non-Western art, as well as an introduction to art appreciation. Engaging studio activities throughout the text are correlated to chapter content.



17 Art from the Fifties to the Present

A Quick Look
A DRAMATIC SHIFT IN THE ART WORLD occurred at the end of World War II. Abstract Expressionism took New York and the Western world by storm. Its impact was so tremendous that all eyes turned to New York, the new leader of the art world. But as the fast-paced post-war period unfolded, some artists tired of the emotionalism of Abstract Expressionism. These artists startled viewers with Pop Art and Op Art. Pop Art took its images from popular culture. Op Art used scientific approaches to create motion on the canvas.

Styles began to change with greater and greater speed. In the late 1960s and into the 1970s, Color Field artists created serene paintings with large areas of flat color. Realism reemerged in the 1970s. Like Pop artists, New Realism portrayed contemporary American life. In the second half of the 1990s, sculptors became much bolder and more inventive in their use of materials and space.

Diversity is the key to art since 1945. An extraordinary array of materials, forms, interactions, juxtapositions, statements and environments has captured the imaginations of many contemporary artists. As art observers in the twenty-first century, we should continue to ask questions about what art is and about how we can better understand it.

In This Chapter...

- 17.1 Abstract Expressionism page 188
- 17.2 Pop Art and Op Art page 196
- 17.3 Color Field Painting page 192
- 17.4 New Realism page 199
- 17.5 Sculpture page 174
- 17.6 New Directions page 178

17-1 This Pop artist takes his inspiration from the familiar comic book character of a woman with a blonde, wavy hairstyle. Her face is a stylized, graphic form of comic book iconography. (Art by Roy Lichtenstein, 1963)

17-2 Jackson Pollock began in 1948 to experiment with dropping, rather than brushing, paint onto canvas. He used the word 'drip' to describe this technique. (Art by Jackson Pollock, 1950)

17-3 American interest in Realism has been mostly faded. The painter who created this work explains a style often referred to as Photo-Realism. (Art by Chuck Close, 1975)

17-4 Temporary artworks have become more common since the latter part of the twentieth century. This installation remained on view for only 48 days. (Art by Christo and Jeanne-Claude, 1973, Gates, Coastal Park, New York City, 1970-1980)

17-5 Many of Pollock's wonderful abstractions were characterized by their size. He made the size of the canvas a part of the gesture compared to the sculpture. (Art by Jackson Pollock, 1948)

17-6 Color Field painters do not always plan their work. This painting was created by pouring and spreading paint onto the canvas. (Art by Mark Rothko, 1949)

17-7 Many of Pollock's wonderful abstractions were characterized by their size. He made the size of the canvas a part of the gesture compared to the sculpture. (Art by Jackson Pollock, 1948)

More images of contemporary and multicultural art, women's art, and student artwork than any other art history program.

A content list of each lesson provides a springboard for introducing each chapter.

Discovering Art History PROGRAM

Includes 30 Student Books, a Teacher's Edition, a Resource Binder, Slide Set, Overhead Transparencies, and Large Reproductions.

Complete PROGRAM	01-87-1927-59-4	\$ 2,925.02
KIT	01-87-1927-57-6	\$ 1,257.88

Discovering Art History KIT

Includes all of the items in the Discovering Art PROGRAM but only one Student Book.

Discovering Art History ►
Core Components
Fine Art Images &
Ancillary Materials
on the next page

Discovering Art History Fourth Edition

continued from previous page

Student Book

Filled with primary source materials and features:

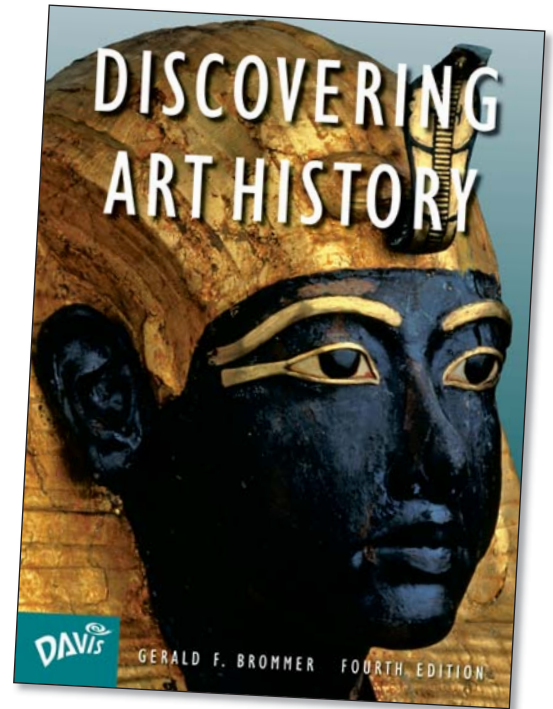
- In-depth profiles of artists, artistic periods, and movements
- Vibrant maps, timelines, and diagrams
- Student profiles for peer comparison of studio exercises

Includes critical thinking strategies



Teacher's Edition

Correlated to the National Visual Arts Standards and includes Chapter Organizers, visual resources with point-of-use correlations, and multicultural and interdisciplinary connections.



History Through Art Timeline

By Jeffrey Uecker

- 3 Panels, 60"x 12" each
- Durable and dramatic, this classroom timeline visually links historical events with works of art. The Teacher's Guide explores the historical and cultural clues in each work.
- Set of 43 fine art slides is also available.

16,000–9000 BCE Paleolithic Spear-Thrower

For thousands of years, early humans survived by hunting for and gathering food. This demanded light, portable tools acquired from their immediate surroundings or through trade. Toward the end of the last Ice Age, around 25,000 to 20,000 years ago, people began to create works of art. Some of the earliest pieces were decorated tools, such as this spear-thrower, and small carvings and clay sculptures that depicted animals. Many scholars believe that by making such likenesses, hunters hoped to control or pay their respects to their prey.

c. 16,000 BCE
Spear-throwers are constructed from mammoth bones.

Spear-thrower with faun or young ibex, c. 16,000–9000 BCE. Carved antler, length 11 1/2" (29.5 cm). Musée du Mas d'Azil, Mas d'Azil, France.

3000 BCE Palette of Narmer

The people of Ancient Egypt were influenced by a sense of permanence and predictability provided by the annual flooding of the Nile River. This made for a controlled style of art whose basic elements were practiced for almost 3000 years. Objects like the *palette of Narmer* were used to mix protective makeup, worn to guard eyes against the bright North African sun. Both sides of this object are covered with carved images, some of which represent the story of one of Egypt's first rulers.

c. 3000 BCE
The use of the wheel enables people on the North Sea.

c. 2500 BCE
The Great Pyramid of Cheops is built.

Palette of Narmer (rear view), Dynasty I, c. 3000 BCE. Slate, height 25" (63.5 cm). Egyptian Museum, Cairo. Girardou/Art Resource, NY.

1700 BCE Stonehenge

Neolithic people in northern Europe built their homes with wood and other perishable materials, but they used massive stones, called megaliths, to build religious structures. Raised mostly near coasts and rivers, megalithic monuments may have been first constructed as a way for farmers and mariners to measure the cycles of the sun and moon. The most significant and well-known megalithic monument is Stonehenge. Located in southern England, the present-day ruins are all that remain of a series of structures built and rebuilt over a period of about two thousand years.

Stonehenge, c. 1700 BCE. 97' (29.6 m) diameter, trilithon height approx. 24' (7.3 m). Salisbury Plain, Wiltshire, England.

c. 1800 BCE
The religion of Judaism is established.

c. 1600 BCE
The Minoan civilization emerges on the Greek mainland.

c. 1300 BCE
Astronomers record eclipses of the sun and moon.

c. 1100 BCE
The iron plow is used in Mesopotamia.

The great leaders of this early culture were Hammurabi, whose most lasting achievement was the establishment of the earliest recorded series of laws. Known as the Code of Hammurabi, these laws were ordered by the king to be engraved on a tall stone stela, or monument. Displaying innovations in both detail and perspective, the accompanying image shows Hammurabi encountering the sun god.

Stela of Hammurabi, c. 1792–1750 BCE. Basalt, height of stela approx. 7' (2.1 m), height of relief 28" (71 cm). Babylonian. The Louvre, Paris. Erich Lessing/Art Resource, NY.

HISTORY Through Art TIMELINE

Jeffrey Uecker
Teacher's Guide

See page 27 for the Discovery Library, a three-book collection of cultural artworks from Africa, Native America, and Oceania. An excellent series to extend Discovering Art History.


Large Reproductions

Includes 30 (18" x 24") Fine Art Prints featuring major art forms, historical periods, and cultural events. Companion guide includes a design analysis, background information, and a lesson plan for each image.



Overhead Transparencies

Set of 20 Overhead Transparencies with instructional overlays for interactive learning and group discussion. Teacher's Guide includes background information, related class projects, and bibliographic resources for each image.



■ Approved for NYSTL
▼ Approved other than NYSTL

CORE COMPONENTS

■ Student Book	01-87-1927-19-5	\$ 64.75
▼ Teacher's Edition	01-87-1927-22-5	\$ 75.55

FINE ART IMAGES

▼ Large Reproductions (Set of 30 with Teacher's Guide)	01-87-1927-30-6	\$ 323.95
▼ Overhead Transparencies (Set of 20)	01-87-1927-31-4	\$ 48.55

History Through Art

▼ Timeline & Guide	01-87-1924-80-3	\$ 75.55
▼ Slides (Set of 43)	01-87-1926-85-7	\$ 114.43

DAVIS STUDIO SERIES

Correlated to the
National Visual Arts
Standards

The Davis Studio Series includes **Discovering Drawing**, **Exploring Painting**, **Experience Clay**, and **Beginning Sculpture**. Each book encourages students to explore their own unique styles and interests through stimulating hands-on studio opportunities, from basic to advanced levels. This popular studio series is specifically designed to fit a range of instructional needs, teaching styles, and classroom configurations.

Discovering Drawing Second Edition


NEW!

By Ted Rose and Sallye Mahan-Cox

A Complete Drawing Program

This newest edition to the Davis Studio Series is a visually dynamic and comprehensive resource covering all of today's drawing media. Students explore both realistic and expressive drawing techniques through stimulating hands-on studio opportunities, from basic to advanced levels. Special features include examples of master artworks, portfolio tips, drawing career profiles, and step-by-step instruction.

- Outstanding student work
- Diverse contemporary art
- Clear how-to features include:
 - ◆ drawing from observation
 - ◆ drawing the planes of the face
 - ◆ drawing with ink and wash
 - ◆ figure drawing
 - ◆ composing the still life
 - ◆ using linear perspective
 - ◆ drawing drapery
 - ◆ digital imaging
- ... and much more!



- Approved for NYSTL
- ▼ Approved other than NYSTL

Discovering Drawing PROGRAM

Includes 30 Student Books, a Teacher's Edition, a Resource Binder, Slide Set, Overhead Transparencies, and Large Reproductions.

Discovering Drawing KIT

Includes all of the items in the Discovering Drawing PROGRAM but only one Student Book.

■ Complete PROGRAM	01-87-1927-60-8	\$ 1,456.38
▼ KIT	01-87-1927-58-6	\$ 193.00

CORE COMPONENTS

■ Student Book	01-87-1927-20-9	\$ 48.55
▼ Teacher's Edition	01-87-1927-24-1	\$ 59.35

FINE ART IMAGES

▼ Slides (Set of 40)	01-87-1927-23-3	\$107.95
▼ Overhead Transparencies (Set of 12)	01-87-1927-28-4	\$ 26.95

ANCILLARY MATERIALS

▼ Studio Support Masters	01-87-1927-26-8	\$ 19.39
▼ Assessment Masters	01-87-1927-25-X	\$ 19.39
▼ Vocabulary Masters & Artist Profiles	01-87-1927-27-6	\$ 19.39

Drawing Assessment Program

By Ivan E. Cornia and A. Stephen Egan

NEW!

Take the mystery out of realistic drawing with this new program from Davis.


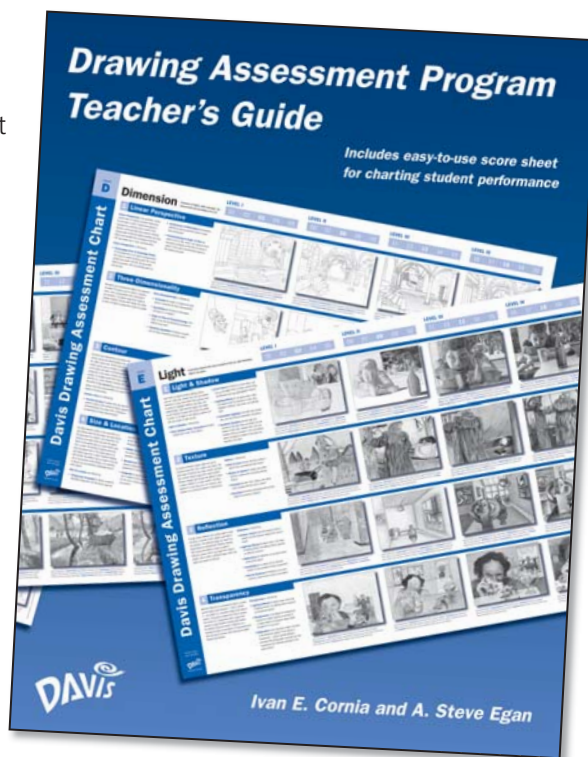
A set of 5 extra large (28"x 36") wall charts use a four-level, 20-point rubric to help students self-assess and monitor their growth in proficient realistic drawing. The five charts include:

- Visual Field
- Shape
- Value
- Dimension
- Light

Teacher's Guide


The Teacher's Guide includes a wealth of reproducible pages including:

- Comparisons of details in the Levels I, II, and III drawings to those of the Expert Level IV
- Easy-to-use score sheets to help students assess their work
- A copy of each wall chart for students to use at their desks



Level I compared to the Expert Level IV.

Four student drawings of the same subject at four levels of drawing proficiency.



▼ Charts with Teacher's Guide 01-87-1926-90-9 \$ 64.75

DAVIS STUDIO SERIES

continued from previous page

Experience Clay

By Maureen Mackey

Experience Clay students are encouraged to discover their own unique style and interests while experiencing this exciting and evolving art form. This program highlights a wide range of handbuilding and wheel-throwing techniques and is a wonderful resource for exploring ancient traditions and historic innovations in the world of ceramic art. A 3-paneled, laminated, Ceramic Innovations Timeline with accompanying slides is also available.

CORE COMPONENTS

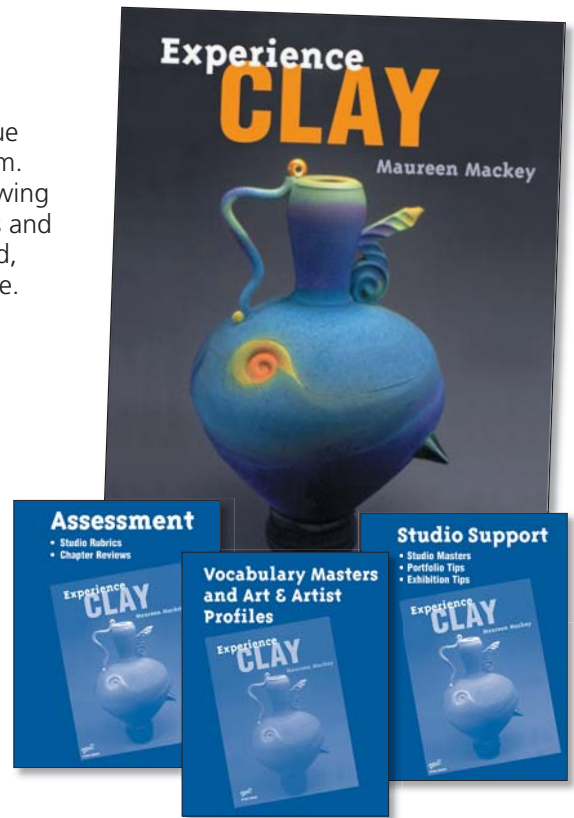
■ Student Book	01-87-1925-98-2	\$ 41.95
▼ Teacher's Edition	01-87-1925-99-0	\$ 52.95

FINE ART IMAGES

▼ Slides (Set of 18)	01-87-1926-14-8	\$ 49.63
▼ Overhead Transparencies (Set of 12)	01-87-1926-05-9	\$ 27.95

ANCILLARY COMPONENTS

▼ Studio Support Masters	01-87-1926-02-4	\$ 17.95
▼ Assessment Masters	01-87-1926-03-2	\$ 17.95
▼ Vocabulary Masters and Art & Artist Profiles	01-87-1926-04-0	\$ 17.95



Experience Clay PROGRAM & KIT

■ Complete PROGRAM	01-87-1927-93-4	\$ 1,355.25
▼ KIT	01-87-1927-91-8	\$ 221.65

Ceramic Innovations Timeline

Show your students the breadth of ceramic art history with this colorful timeline! Beautiful images and informative text highlight clay through the ages and explore its relation to the human experience. The accompanying guide helps students build a framework for understanding ceramic art in the context of human history. Discussion questions, suggested classroom activities, vocabulary, and bibliography are also included.




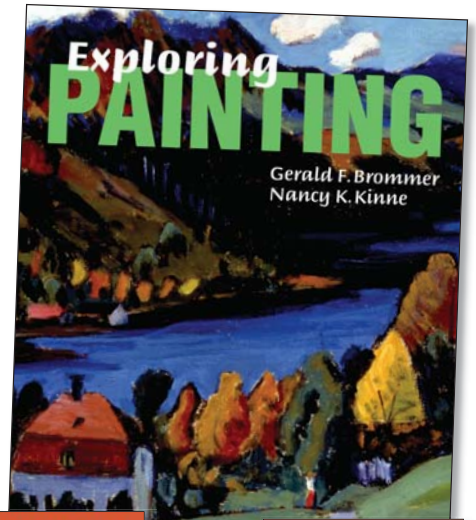
■ Approved for NYSTL
 ▼ Approved other than NYSTL

▼ Ceramic Innovations Timeline (3 Panels 60" x 12" each)	01-87-1923-20-3	\$ 46.95
--	-----------------	----------

Exploring Painting

By Gerald F. Brommer and Nancy K. Kinne

From cave drawings to color theory, this contemporary studio program provides a comprehensive overview of painting techniques, tools, and traditions. It explores historical and cultural influences while taking a close-up look at current topics of interest in the world of art and art education. Each studio opportunity is specially designed to foster hands-on learning and self expression.



CORE COMPONENTS		
■ Student Book	01-87-1926-00-8	\$ 41.95
▼ Teacher's Edition	01-87-1926-01-6	\$ 52.95
FINE ART IMAGES		
▼ Slides (Set of 20)	01-87-1926-15-6	\$ 49.63
▼ Overhead Transparencies (Set of 12)	01-87-1926-09-1	\$ 27.95
ANCILLARY COMPONENTS		
▼ Studio Support Masters	01-87-1926-06-7	\$ 17.95
▼ Assessment Masters	01-87-1926-07-5	\$ 17.95
▼ Vocabulary Masters and Art & Artist Profiles	01-87-1926-08-3	\$ 17.95


Exploring Painting PROGRAM & KIT

■ Complete PROGRAM	01-87-1927-92-6	\$ 1,311.30
▼ KIT	01-87-1927-94-2	\$ 177.70

Beginning Sculpture

By Arthur Williams

This complete program explores traditional sculpting methods as well as the latest tools and techniques. It covers a diverse range of media including wood, metal, stone, paper, clay, and mixed media. Studios are designed to enhance student learning and nurture self-discovery. Special program features include an in-depth look at contemporary sculpture; samples of outstanding student work; and easy-to-use how-to features on molds from life, wood carving, mixing plaster, clay modeling, and more.



CORE COMPONENTS		
■ Student Book	01-87-1926-29-6	\$ 43.15
▼ Teacher's Edition	01-87-1926-32-6	\$ 53.95
FINE ART IMAGES		
▼ Slides (Set of 18)	01-87-1926-45-8	\$ 49.63
▼ Overhead Transparencies (Set of 12)	01-87-1926-38-5	\$ 26.95
ANCILLARY COMPONENTS		
▼ Studio Support Masters	01-87-1926-35-0	\$ 17.23
▼ Assessment Masters	01-87-1916-36-3	\$ 17.23
▼ Vocabulary Masters and Art & Artist Profiles	01-87-1926-37-7	\$ 17.23


Beginning Sculpture PROGRAM & KIT

■ Complete PROGRAM	01-87-1917-99-8	\$ 1,428.68
▼ KIT	01-87-1927-99-3	\$ 181.22

Clay

Clay: hand building

By Maurice Sapiro




GRADES 4-12+

The definitive text for a hands-on look at the process of hand building clay. This resource examines a variety of hand-forming techniques including: coil, pinch, and slab. Includes step-by-step photographs. 87 pages

01-87-1921-05-7 \$ 19.98

Sculpting Clay

By Leon I. Nigrosh




GRADES 7-12+

A step-by-step resource for using clay as a sculpting medium, featuring both simple and complex applications. Includes safety tips and a glossary of ceramic terms, raw materials, and supplier lists. 182 pages

01-87-1922-36-3 \$ 30.19

Clay: the potter's wheel

By Maurice Sapiro



GRADES 6-12+

The teaching and learning tool for anyone wishing to create ceramic sculpture from wheel-thrown forms. Each chapter builds on previously learned skills and expands ability and technical vocabulary. 87 pages


01-87-1920-95-6 \$ 19.50

Claywork

Form and Idea in Ceramic Design

Third Edition

By Leon I. Nigrosh



GRADES 6-12+

This complete examination of the art of working clay helps translate creative ideas into ceramic forms. Photo sequences and examples of historical and contemporary clay works guide and offer inspiration. 280 pages

01-87-1922-85-1 \$ 43.15

Drawing



NEW!

GRADES 5-12

GRADES 5-12

By Art Sherwyn

The fun way to introduce fundamental art vocabulary and ideas to your students. Use these workbooks to explore such concepts as the elements of design, design and composition, art history, and drawing and coloring techniques. 68 pages

The Drawing Workbook LINE

■ The Drawing Workbook LINE

Individual Book	01-87-1927-15-2	\$ 11.83
Set of 5 Books	01-87-1927-16-0	\$ 44.23
Set of 20 Books	01-87-1927-17-9	\$ 107.95

Creative Coloring DESIGN ELEMENTS

■ Creative Coloring DESIGN ELEMENTS

Individual Book	01-87-1925-84-2	\$ 11.83
Set of 5 Books	01-87-1925-87-7	\$ 44.23
Set of 20 Books	01-87-1925-88-5	\$ 107.95

Paper

Handmade Books and Cards

By Jean Kropper




A complete reference on handmade books and cards! Includes a history of books and cards and a thorough examination of the basic techniques, tools, and materials needed to get started. 136 pages

01-87-1923-34-3 \$ 29.95

GRADES K-12

Sculpture in Paper

By Nicholas Roukes



This resource explains and chronicles the art of paper as a sculptural medium. Features practical information on techniques, tools, types and qualities of paper, and instructions for simple and complex forms. 160 pages

01-87-1922-46-0 \$ 26.95

GRADES 6-12

Metal

Complete Metalsmith

Third Edition

By Tim McCreight




A new compilation of safe, effective, and practical information on metalsmithing. Choose from 4 editions listed below.

GRADES 9-12+

3-D Wizardry

Design in Papier-Mâché, Plaster and Foam

By George Wolfe




Work with papier-mâché, plaster, and foam and your own imagination to create exciting 3-dimensional designs. Includes characteristics and backgrounds of the three media and tips for studio organization, preparation, and creative application. 158 pages

01-87-1922-94-0 \$ 30.19

GRADES 7-12

Sculptural Bookmaking

By Ann Ayers & Ellen McMillan



The "how-to" resource for creating books as 3-dimensional works of art! Includes background information and detailed, step-by-step instructions that explain a variety of techniques and practices. 118 pages

01-87-1926-13-X \$ 24.79

GRADES 9-12+

<p>■ Complete Metalsmith (1991 edition - not shown)</p>	01-87-1922-40-1	\$ 19.95
<p>■ Student Edition Ideal for beginners. 160 pages</p>	01-87-1927-95-0	\$ 16.20
<p>■ Professional Edition Expanded information. 312 pages</p>	01-87-1917-95-5	\$ 32.40
<p>■ Pro Plus Edition Includes a CD that comes with: the full text; video clips; calculation software for PC, Mac, and PDAs; and additional text of two more books. 312 pages plus CD</p>	01-87-1937-95-6	\$ 48.60


■ Approved for NYSTL
▼ Approved other than NYSTL

Wood

Working Wood

A Complete Bench-Top Reference

By Jim Tolpin



GRADES 9-12


Covers an array of wood-working techniques and includes numerous charts, tips, and illustrations. 202 pages

01-87-1923-01-7 \$ 22.63

Printmaking

Basic Printmaking Techniques

By Bernard Toale



GRADES 9-12+


Create your own relief, monotype, and silk-screen prints with this exciting resource book. Clear, concise text and vivid, step-by-step visuals take you through a variety of techniques and media. 144 pages

01-87-1922-37-1 \$ 35.59

Design

Design Synectics and Art Synectics

By Nicholas Roukes



NICHOLAS ROUKES

A new and different approach to the elements and principles of design! Each chapter is filled with photographs, drawings, and activities that illustrate familiar art elements in new and unusual ways. Books include innovative exercises, fine art, and more.

Design Synectics


222 pages

01-87-1921-98-7 \$ 31.45

Art Synectics

146 pages

01-87-1921-51-0 \$ 23.45



GRADES 8-12

Approved for NYSTL
Approved other than NYSTL

Painting

Understanding Transparent Watercolor

By Gerald F. Brommer



GRADES 9-12+

This resource takes an in-depth look at all the phases of watercolor painting including color, composition, and combination. Includes guides and color charts and advice on materials and tools. 184 pages


01-87-1922-45-2 \$ 32.35

Sculpting

Sculpture

Technique Form Content

By Arthur Williams



GRADES 9-12+

Organized by medium, progressing from fundamental to more advanced applications, you'll guide your students through the study of sculpture. Includes classic and contemporary styles, traditional methods, and the latest tools and techniques. 304 pages

01-87-1922-77-0 \$ 53.95


Multiple Media

From Ordinary to Extraordinary

Art & Design
Problem Solving

By Ken Vieth

Over 35 design problems!



The teacher resource that emphasizes visual problem solving, creative thinking, and cooperative learning. Includes projects that explore the subjects of self, family, and community. 148 pages


01-87-1923-87-4 \$ 23.71

GRADES 6-12

Art Starters:

50 Nifty Thrifty Art Activities

By Ande Cook



A unique compilation of inexpensive art activities that bring philosophy, process, vocabulary, and art history together! Activity pages are reproducible, and games, quizzes and worksheets are all easily adaptable to a range of purposes and abilities. 56 pages

01-87-1923-03-3 \$ 27.23


GRADES 9-12+

Stagecraft

Puppets and Masks

Stagecraft and Storytelling

By Nan Rump



Incorporate the art of storytelling into your classroom using this easy-to-follow guide. Use simple materials to create elaborate puppets. Great for collaborative learning! 184 pages

01-87-1922-98-3 \$ 26.95

GRADES K-6

Crafts

Contemporary Design and Technique

By Alice Sprintzen




This richly illustrated resource shows how to work with paper, fiber, clay, glass, leather, metal, and more. Includes information on basic materials, tool and techniques, and historical background for each process. 178 pages

01-87-1921-80-4 \$ 31.50

GRADES 9-12

Engaging the Adolescent Mind Through Visual Problem Solving

By Ken Vieth



The teacher resource that emphasizes visual problem solving, creative thinking, and cooperative learning. Includes projects that explore the subjects of self, family, and community. 107 pages

01-87-1926-94-6 \$ 26.95


GRADES 9-12

Jewelry Making

The Jeweler's Art

A Multimedia Approach

By Alice Sprintzen




Complete, easy-to-follow instructions make this book as much a creative tool as a jewelry making resource. Includes inspiring examples of jewelers' work from around the world. 164 pages

01-87-1922-79-7 \$ 30.19

GRADES 9-12+


Art Careers! Video Library

Talks with Working Professionals — Inspire young artists by introducing them to a range of art-related careers



In-depth interviews with 18 working professionals explore how each came to his or her career, a typical workday, and the skills and training required. Each professional reflects on how families and early school experiences shaped career decisions. Ideal for classroom use or career counseling centers, the Art Careers! Video Library includes three 10-minute interviews on each videotape. From children's book illustrator, sculptor, and potter ... to stained glass artist, scenic designer, landscape architect, and toy designer, Art Careers! offers a wealth of ideas and inspiration.

Ideal for classroom or career center



Companion to *Art and the Human Experience: A Global Pursuit*

Art Careers I

- Archaeologist
- Architect
- Stained Glass Artist

■ 01-87-1925-05-2 \$43.15

Art Careers II

- Graphic Designer
- Industrial Designer
- Public Artist

■ 01-87-1925-06-0 \$43.15

Art Careers III

- Botanical Illustrator
- 3-D Computer Animator
- Museum Curator

■ 01-87-1925-07-9 \$43.15

Companion to *Art and the Human Experience: A Community Connection*

Art Careers IV

- Scenic Designer
- Interior Designer
- Sculptor

■ 01-87-1925-08-7 \$43.15

Art Careers V

- Landscape Architect
- Potter
- Toy Designer

■ 01-87-1925-09-5 \$43.15

Art Careers VI

- Children's Book Illustrator
- Photojournalist
- Futuristic Artist

■ 01-87-1925-10-9 \$43.15

SAVE \$58.95


Art Careers DVD Library Includes Art Careers I Through VI

Set of 6 DVDs

■ 01-87-1927-46-2 \$215.95

art:21 PBS Videos/DVDs

Contemporary Artists in the Twenty-first Century



Bring contemporary artists into your classroom with these excellent resources first broadcast on PBS Television. Twenty-one artists of the 21st Century are highlighted, including Maya Lin, William Wegman, Barbara Kurger and more. art:21 features painters, photographers, sculptors, and performance and video artists who use a variety of media, materials, tools, and processes to create their art. A corresponding set of slides is available for each season's shows.

■ Approved for NYSTL
▼ Approved other than NYSTL


■ Season One (2-video set)	01-87-1917-92-0	\$32.35
■ Season Two (2-video set)	01-87-1937-92-1	\$37.75
■ Season Three (2-video set)	01-87-1927-97-4	\$37.75
■ Seasons One & Two (DVD)	01-81-1927-94-9	\$53.95
■ Season Three (DVD)	01-87-1927-97-3	\$37.75

Discovery Library

A three-book collection of cultural artworks from Africa, Native America, and Oceania. Brimming with dramatic visuals from the ancient world to the present, each book includes detailed descriptions and features: timelines and maps, artist profiles, skill and craft information, classroom activities, and interdisciplinary connections.

Discovering Native American Art

By Abby Remer




Examines 12 Native American works of art from early times to the present while developing an appreciation for natural materials, the influence

of the spiritual realm, and design. 64 pages

■ 01-87-1923-95-5 \$ 16.15

Discovering African Art

By Jacqueline Chanda




A close-up look at 18 works of art from the early fifteenth century to the present that challenge common notions and encourage a re-examina-

tion of African art and culture. 88 pages

■ 01-87-1923-06-8 \$ 16.15

Discovering Oceanic Art

By Tony Haruch




Details 15 culturally significant artworks and examines each artist's profile, the skills involved in the making of the piece, and each piece's func-

tion and meaning in the community. 75 pages

■ 01-87-1923-07-6 \$ 16.15

Art from Many Hands Multicultural Art Projects

By Jo Miles Schuman




A new, expanded edition of this best seller fosters cultural awareness and illuminates the world's artistic traditions. This book features rich content on regional backgrounds

and cultures, vivid images, and more. 251 pages

■ 01-87-1925-93-1 \$ 32.35

Brown Bag Ideas From Many Cultures

By Irene Tejada




A best seller that explores art from around the world with common household materials. Provides background information on the cultures represented and features activi-

ties that encourage the use of symbols and meaningful colors. 137 pages

■ 01-87-1922-47-9 \$ 21.55

A Closer Look Activity Book Library

By Nancy Shroyer Howard



These unique books take a closer look at the lives and art of artists in other times and cultures. Filled with activities to help students experience art in new and exciting ways.

Jacob Lawrence: American Scenes, American Struggles Through the art of Jacob Lawrence, students learn about the joys and hardships of the African-American experience. 48 pages

■ 01-87-1923-02-5 \$ 22.63


Helen Cordero Children get a rare glimpse at pueblo life by exploring the clay storyteller figures of Helen Cordero and other artists of Cichiti Pueblo. 48 pages

■ 01-87-1922-95-9 \$ 22.63

Art Education in Practice Series

Transforms education research and theory into practical classroom strategies

Series Editor Marilyn G. Stewart




Gender Matters in Art Education

by Martin Rosenberg and Frances Thurber

Gender Matters in Art Education is the latest addition to our popular Art Education in Practice Series. This book translates the theory of gender equity into real practice in the art classroom. The authors provide a coherent review of the important research on gender equity in schools and demonstrate, through concrete, classroom-based examples, the unique opportunities that the art classroom provides for promoting gender equity for both boys and girls. 148 pages

NEW!

▼ 01-87-1927-45-4 \$ 22.95



Rethinking Curriculum in Art


Practical support for thematic teaching in art

By Marilyn Stewart and Sydney Walker

Research shows that thematic teaching across the curriculum significantly increases student engagement. This ground-breaking book by Marilyn Stewart and Sydney Walker gives concrete examples of how teachers can enhance their current lessons and studio activities by organizing them around meaningful, universal themes like Identity, Conflict, and Relationships. 148 pages

NEW!

▼ 01-87-1926-92-X \$ 24.79




Community Art in Action

Encourages students to explore the world around them

By Kristin Congdon

This resource demonstrates how art education programs in schools and other sites can be expanded to address community-based and cultural traditions. The text explains how art and aesthetic choices are at the heart of communities and discusses how folk life and community practices are associated with the natural and built environment, different occupations, recreational activities, and ethnic traditions. 128 pages

▼ 01-87-1926-31-8 \$ 22.63



Assessment in Art Education

By Donna Kay Beattie

This text details and evaluates a wide variety of performance assessment strategies from portfolios and art journals to integrated performance options. Topics include traditional methods, scoring and judging strategies, and formative and summative assessment styles. 144 pages


▼ 01-87-1923-63-7 \$ 21.45

■ Approved for NYSTL
▼ Approved other than NYSTL

Thinking through Aesthetics

Easy-to-implement activities that build critical thinking skills

By Marilyn G. Stewart




▼ 01-87-1923-62-9 \$ 21.45

Designed to encourage your students to ask questions about art, this book features a wealth of specific activities that facilitate philosophical inquiry and develop critical thinking skills. 128 pages

Using the Art Museum

How to turn your local art museum into an engaging learning environment

By Denise L. Stone




▼ 01-87-1924-64-1 \$ 24.79

How can the museum be incorporated into the school curriculum in a meaningful way? How does one teach in a museum setting? The author's practical approach and the inclusion of ideas and material for classroom instruction make this text, and your local art museum exceptional educational resources. 132 pages

Teaching Meaning in Artmaking

By Sydney R. Walker




▼ 01-87-1925-83-4 \$ 24.79

Built upon a constructivist philosophy of learning, this book explores ways of fostering inquiry and discovery in the studio classroom. The works of contemporary artists are used to help explain the role of big ideas and personal connections in artmaking. 160 pages

Talking about Student Art


Critiquing strategies that work in a variety of educational settings

By Terry Barrett



▼ 01-87-1923-61-0 \$ 21.45

Sample critiques provide real classroom perspective on dealing with meaning, gender issues, influences, and more. General recommendations for interactive group critiques and judging student art round-out this practical teacher's guide. 120 pages



Roots of Art Education Practice

By Mary Ann Stankiewicz

Weaving together accepted ideas about art, children, and schooling, the author tells the story of art education practice a century ago. Readers will gain insights about the circumstances under which curricular practices originated and will better appreciate those beliefs that shape art education today. 146 pages

▼ 01-87-1924-81-1 \$ 24.79

Thinking with a Line

A Learn-by-Doing Program

By Cathy Weisman Topal



Thinking with a Line, a Learn-by-Doing Program, provides the structure and support for Special Needs, and the opportunity to go well beyond the basic lesson for the Gifted and Talented. This innovative approach uses simple, readily available materials to increase visual learning, motor skills, language development, and critical thinking. Children love to create designs, patterns, and complex structures by printing with small cardboard rectangles dipped in ink! Appropriate for diverse learning styles. 80 pages

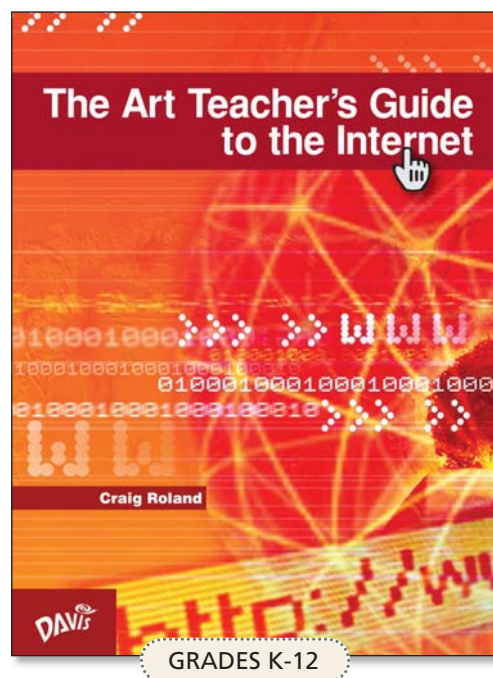
Interactive CD-ROM presents all the lessons and many short videos of the author modeling the lessons in the classroom.

■ Teacher's Guide with Interactive CD-ROM 01-87-1926-91-1 \$ 48.55

The Art Teacher's Guide to the Internet

NEW!

By Craig Roland




This comprehensive, practical resource provides step-by-step support for a wealth of Web-based art activities for students of all levels! Examples include how to create your own Web site, virtual treasure hunts, and using the Web for collaborative art projects. Each project includes all the resources you'll need, from worksheets to sample permission forms for displaying students' work on the Web. A wealth of great art Websites for students and teachers is also included. 262 pages

■ 01-87-1926-95-4 \$ 26.95

■ Approved for NYSTL
▼ Approved other than NYSTL

Pictures & Poetry

By Janis Bunchman and Stephanie Bissell Briggs




GRADES 2-8

Watch your students' appreciation of art and poetry grow with this powerful celebration of creative writing and art. Inspirational poems and captivating works of art are presented side by side, encouraging students to connect their own artistic and poetic creations. Works by well-known artists and authors are presented as well as innovative exercises for making connections. 62 pages

■ 01-87-1922-73-8 \$ 23.71

New Technologies in the Artroom

By Deborah Greh



GRADES K-12

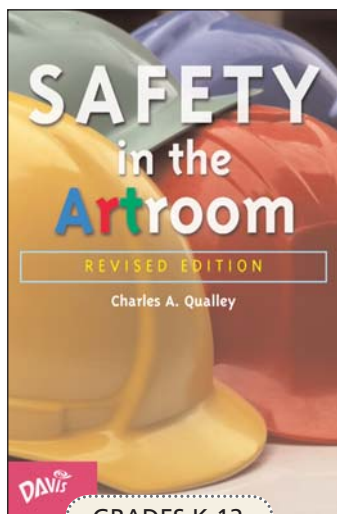
An ideal guide to understanding and using technology in the classroom, this book provides basic information for computer novices and a broad look into the range of multimedia and the Internet. Share current issues and technology concerns in the field of art with students. Study the use of computers in creative works and make use of the studio ideas provided for all levels. CD-ROM includes Student Artwork Library. 152 pages

■ 01-87-1926-11-3 \$ 31.45

Women in Art!

Safety in the Artroom

By Charles A. Qualley



GRADES K-12

This best-selling reference is an invaluable resource for art educators. Completely revised for today's art-making spaces, it includes the answers to all your health and safety questions. Sample worksheets and checklists help you integrate safety into your planning and encourage students to actively participate in safety monitoring and training. Included in this must-have guide is information on hazardous materials, recommendations for protective equipment,

legal liability, and how to win the cooperation of parents and administrators. Plus Web links to the most current health and safety information. 128 pages

■ 01-87-1927-18-7 \$ 17.23

Pioneering Spirits

The Life and Times of Remarkable Women Artists in Western History

By Abby Remer




GRADES 9-12

Engaging text and visuals help examine the life, times, and artwork of famous and lesser-known women artists. Two sets of fine art slides are available to use as an extension to the text. 160 pages

■ 01-87-1923-17-3 \$ 31.95

Careers in Art, An Illustrated Guide – Second Edition

By Gerald F. Brommer and Joseph A. Gatto



First-hand accounts by respected artists inspire and instruct students considering a career in the visual arts. From traditional art careers to new options in the digital and design fields, this resource profiles over 60 careers with more than a dozen examined in detail. 256 pages

01-87-1923-77-7 \$ 34.51


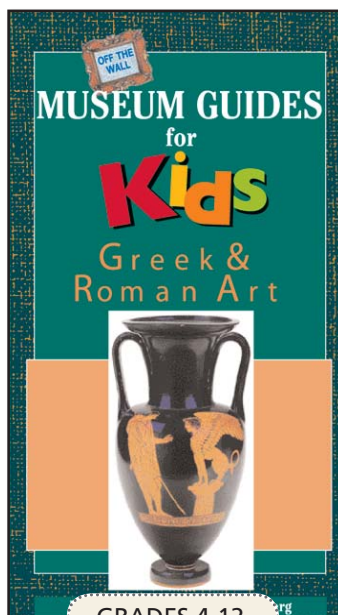

Museum Guides for Kids

By Ruthie Knapp and Janice Lehmberg

This five-book collection of pocket-sized books is chock full of fascinating facts about artists and artworks throughout time. It is packed with art trivia and historical facts, activities and recipes, and hints for how to look at art!

Interactive CD-ROM presents all the lessons and many short videos of the author modeling the lessons in the classroom.

■ American Art (72 pages)	01-87-1923-86-6	\$ 10.75
■ Impressionist Art (80 pages)	01-87-1923-85-8	\$ 10.75
■ Greek & Roman Art (72 pages)	01-87-1925-49-4	\$ 11.83
■ Modern Art (72 pages)	01-87-1925-48-6	\$ 11.83



2006 - 2007

New York City

Approved Products Catalog Ordering Information



- Approved for NYSTL
- ▼ Approved other than NYSTL

To make your selection and ordering easier, this catalog highlights those items Approved for NYSTL and those items Approved other than NYSTL, as indicated by the legend icons above.

Funding from various sources may be used to purchase titles in this catalog using the **Vendor #: DAV135** and **Contract #: 70-001-39**, including:

- NYSTL
- Project Arts
- OTPS
- Teacher's Choice

FAMIS Ordering System

If you have any problems when ordering on the FAMIS system, please:

- First, double check the numbers you've entered
- Contact the Office of Division of Contracts & Purchasing at 718-935-2100

You'll find that all of the NYSTL Approved items have been submitted and approved (or are pending) for FAMIS E-Catalog ordering. Prices include shipping and handling.

Price Verification

Please verify prices and ordering information with the NYC Board of Education's Approved Textbooks & Ancillary Materials online catalog at: www.shopdoe.com

Contact Us

Your Customer Service Representatives are:


- **Toni Henneman** x227
Phone: 800-533-2847
Fax: 508-753-3834
E-mail: thenneman@davisart.com
- **Wellington Sawyer**
Phone: 718-796-9766
Fax: 718-549-4518
E-mail: alpha3ba65@aol.com
- **Lydia Gonzalez**
Phone: 718-796-9766
Fax: 718-549-4518
E-mail: lgonza7343@aol.com

Funding Options Include:

- NYSTL
- Project Arts
- OTPS
- Teacher's Choice

Vendor #: DAV135

Contract #: 70-001-39



Davis Publications, Inc.
50 Portland Street
Worcester, MA 01608

tel 800-533-2847

fax 508-753-3834

www.davisart.com

2006 - 2007

New York City

Approved Products Catalog

New York City Sales Reps Information



Lydia Gonzalez

Phone: 718-796-9766

Fax: 718-549-4518

E-mail: lgonza7343@aol.com

Wellington Sawyer

Phone: 718-796-9766

Fax: 718-549-4518

E-mail: alpha3ba65@aol.com



first in art education since 1901

50 Portland Street

Department

Worcester, MA 01608

800-533-2847