

RM Easiteach™

RM Easiteach Plug-ins available.

Visit www.rmeducation.com/products/easiteach to view the latest additions to the RM Easiteach family.

Currently you can buy, teacher designed Math, English Language Arts, and Science Toolbars.

You can also buy content packs of interactive lessons, developed by leading teachers in their subjects. Samples are found in the Starter Pack for Math, English Language Arts, Science and Games.

Coming soon, a new version of RM Easiteach to include support for handheld voting devices. Register your RM Easiteach software by visiting www.rmeducation.com/products/easiteach/register to receive an email when the upgrade is available.



For further information contact:

RM Educational Software, Inc.
Windmill Square Plaza
3821 Falmouth Road (Rt 28),
Marstons Mills, MA 02648 USA

Telephone: 508 420 8305
Facsimile: 508 420 8310

RM Education Canada, Inc.
1586 Cartier Court
Mississauga, Ontario CANADA L5M 4B3

Telephone: 905 814 0900
Facsimile: 905 821 2705

www.rmeducation.com

© Copyright Research Machines plc 2005. All rights reserved. Printed in USA. No part of this publication can be reproduced without permission. All trademarks acknowledged. Prices and specifications are correct at the time of going to print but RM reserves the right to alter the same after that date. Orders are subject to RM's standard Terms and Conditions of Contract, copies available on request. Products may differ from illustrations.

rmet_cd_xmktg_1.qxd.3.05_pk10m

Congratulations! You now own a copy of

RM Easiteach™

Interactive Teaching Tools that Enhance Student Learning

Now you need to register RM Easiteach!

Simply go to:

www.rmeducation.com/products/easiteach/register
and fill in the online registration form.

This registers you to:

- ★ Receive a colorful and informative RM Easiteach™ poster to quickly reference the variety of tools and helpful tips.
- ★ Receive the monthly *RM Easiteach Hints and Tips* newsletter. This newsletter shows you step-by-step instructions on how to make your own interactive lessons
- ★ Download a comprehensive User Guide to RM Easiteach
- ★ Be the first to receive news on new toolbars and content packs
- ★ Upgrade to the latest version of RM Easiteach
- ★ Be updated on the latest Easiteach offers and giveaways!



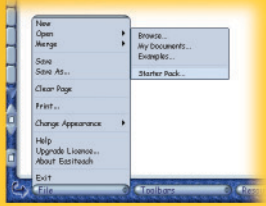
Quick
Start
Guide
Inside



IRM Easiteach™

QUICK START GUIDE

1 After installation, **start Easiteach**, select **File, Open**, then **Starter Pack**.



3 Each Easiteach lesson has comprehensive teachers notes. These are always found on the last page.

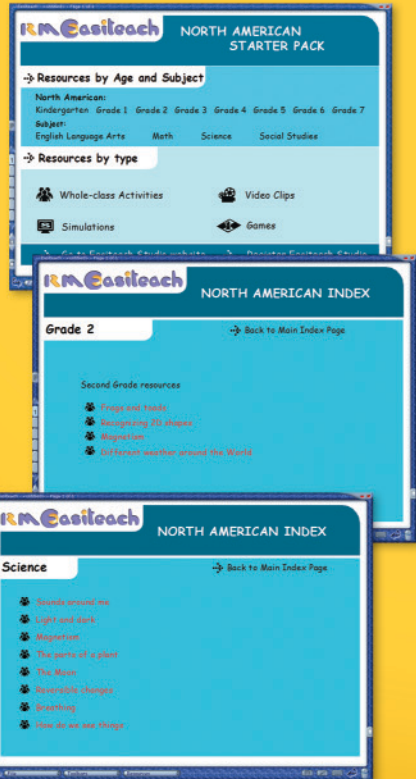


4 On page 1 of each lesson is a link back to the **Index Page**.



Easiteach has tool tips!
Move your mouse over an icon. After 2 seconds a label will appear explaining what the icon does.

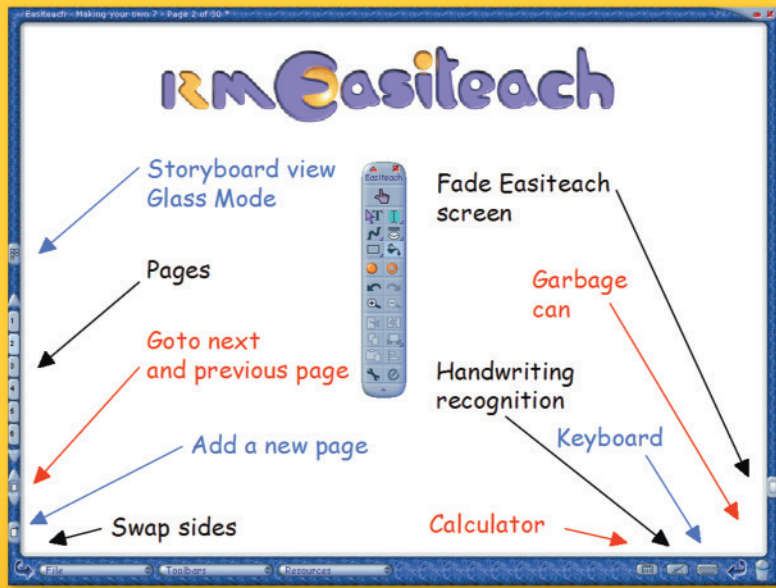
2 There are 32 lessons, 8 simulations, 2 games and 1 video to get you started teaching, using Easiteach in the classroom.



Either, click on the grade you teach to see four example lessons, one English Language Arts, one Math, one Science and one Social Studies, or explore all the Science lessons by clicking on Science.

Exploring Easiteach

Under the **Toolbars** menu found at the bottom of the screen, select **Easiteach toolbar**. When working with the class you should have the **Hand** (Use Mode) selected.



Add-on Content Packs

